

Virtual Image Stitcher

STITCH TOGETHER A VERY LARGE IMAGE
FROM OVERLAPPING SUB-IMAGES
AND DISPLAY THE IMAGE AT ANY INTERMEDIATE MAGNIFICATION

Scan a sample at a very high resolution and generate a virtual image

Virtual Image Stitcher (VIS) is one of the very few products available commercially that creates an image of an entire sample placed on the stage of a scanning or optical microscope using a very high magnification to capture sub-images. VIS is a stand-alone application capable of generating an image up to 40 Gigabytes⁽¹⁾ from a series of overlapping sub-images captured at high magnification in a rectangular grid pattern. VIS can be used in an automatic, semi-automatic, or manual

mode, depending on the pixel data in the overlapped areas.

VIS is an optional module of the Aphelion Imaging Software Suite that is compatible with Aphelion Dev. With Aphelion Dev 64-bit version, a stitched image can be processed at either the resolution used for the original image capture (provided the stitched image is divided into a set of large regions of interest), or in a range of lower resolutions as one single image.

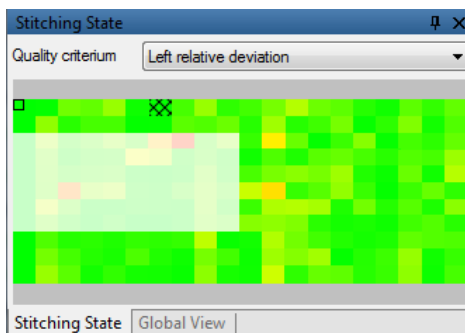
Load/import a set of images

Virtual Image Stitcher has been designed to stitch any set of images captured as a rectangular grid of overlapping sub-images, such as is produced by the Aphelion Virtual Image Capture optional module. (VIC). VIC provides an easy-to-use interface to scan a slide using a microscope⁽²⁾ with an automatic stage. VIC gives the user full control of all acquisition parameters. VIC and VIS both use the Aphelion Virtual Image format. This format includes the scanned set of sub-images and the

microscope's parameters (e.g. stage repeatability, resolution, estimated horizontal and vertical overlaps). A set of images captured by a 3rd party system can also be imported into VIS using its import feature. This feature makes the VIS software compatible with most microscopes and similar systems (e.g., optical or electronic microscope with an automatic stage, copy stand) available on the market.

Stitch with accuracy a set of images

VIS includes a set of wizards to aid the user in quickly generating a stitched image. First, a transformation may be applied to a single or a group of sub-images to compensate for geometric distortions and illumination problems. Second, the stitching process is applied to the entire set of sub-images or to a user-selected subset.




cases, the user can manually or semi-automatically stitch the problematic sub-images to complete the process.

Next, a registration transformation can be applied to align the stitched image with the reference image. This is particularly helpful when the two images were scanned: at two different magnifications; by

two different sensors; or after a mechanical or chemical process was applied. This registration transformation is applied to the entire stitched image. Finally, the generated image can be exported as one single image or as a Tiled Tiff image.

two different sensors; or after a mechanical or chemical process was applied. This registration transformation is applied to the entire stitched image. Finally, the generated image can be exported as one single image or as a Tiled Tiff image.



Main benefits of Virtual Image Stitcher

- Reconstruct a virtual image from any number of sub-images
- Export the virtual image as a single or a tiled image
- Navigate inside the virtual image at any intermediate magnification
- Process and analyze the virtual image with other Aphelion products

Navigate inside your sample at any intermediate magnification

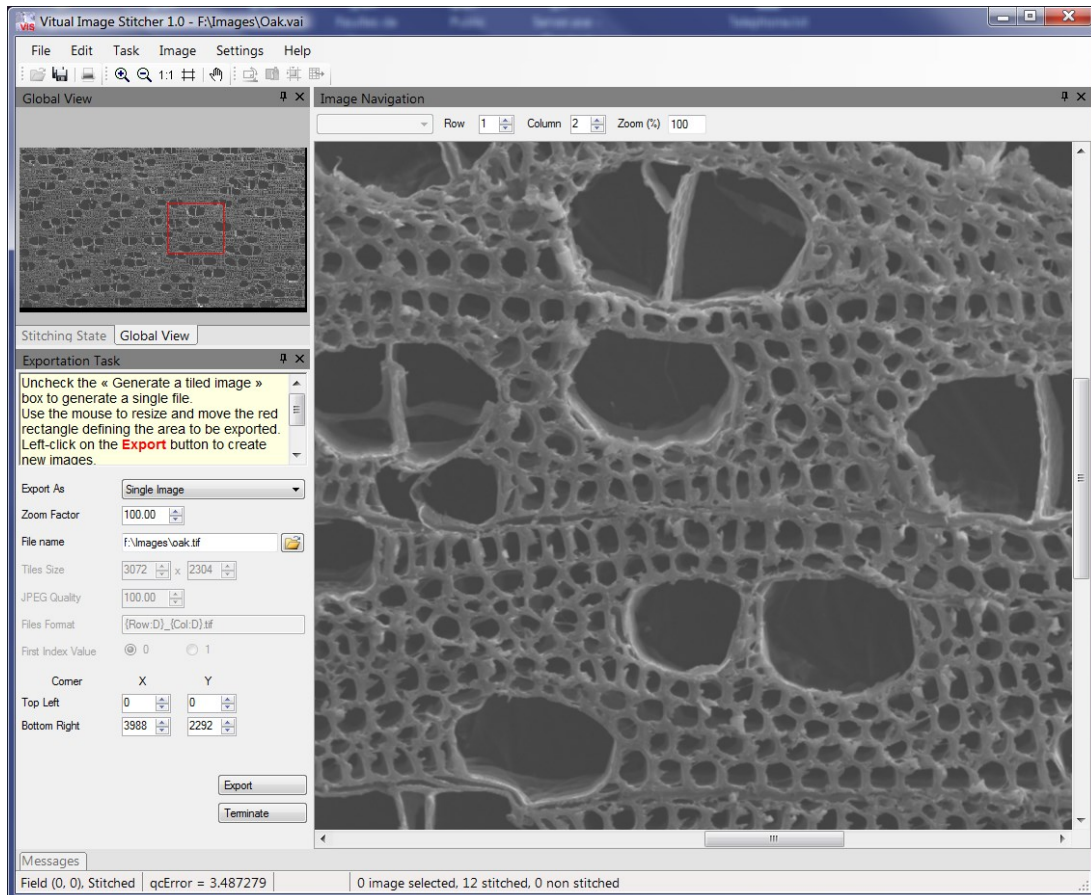
VIS includes a powerful viewer enabling the user to navigate inside a virtual image at any magnification. The display of images at lower intermediate

resolutions dramatically enhances the on-screen refresh of the virtual image.

Export a stitched image

The VIS Export wizard aids the user in generating an image that is saved on disk for further processing and analysis. Export parameters such as the area of the region to export, the zoom factor,

and the image format (tiled image or single image) are user defined. An exported virtual image at a low resolution can be easily inserted into a report.



Note that Virtual Image Stitcher is compatible with up-to-date configurations of Windows XP, Vista, and 7 operating systems, for both 32-bit and 64-bit versions. However, the benefits of VIS are best achieved on 64-bit systems.

- (1) Virtually no limit – Image size is limited by hardware configuration. VIS has been successfully used to stitch a set of 7,500 images, each image of size 7 mega pixels.
- (2) Contact your local representative for the list of supported microscopes.



ADCIS S.A.
3, rue Martin Luther King, 14280 Saint-Contest - France
Phone: +33 (0)231 062 300 - Web: www.adcis.net