

# THULITE
















High performance for sensors up to 2"

## Key Features:

- 2" (32mm) max. Sensor size
- 3 focal lengths: 35mm, 50mm, 75mm
- Very high resolution down to 2.4 $\mu$  pixel size
- Initial aperture: F2.8
- M42 and TFL-Mount available
- Covering a wide working distance range

## Typical applications:

- Machine Vision
- AOI (Automated Optical Inspection)
- 3D and 2D measurement
- Robotic Vision

| Name                       | Aperture | Focal length (mm) | Mount    | Sensor size | Type     | Size D x L (mm x mm) | Weight (g) | Filter thread | Code    | Datasheet  |
|----------------------------|----------|-------------------|----------|-------------|----------|----------------------|------------|---------------|---------|--|
| THULITE 2.8/35 M42X0.75    | 2.8      | 35                | M42x0.75 | 2" (32mm)   | standard | 56 x 41.6            | 209        | M43 x 0.75    | 1101847 | <a href="#">Download</a>    |
| THULITE 2.8/35 M42X1       | 2.8      | 35                | M42x1    | 2" (32mm)   | standard | 56 x 41.6            | 209        | M43 x 0.75    | 1101848 | <a href="#">Download</a>    |
| THULITE 2.8/35 TFL         | 2.8      | 35                | TFL      | 2" (32mm)   | standard | 56 x 41.3            | 211        | M43 x 0.75    | 1101846 | <a href="#">Download</a>    |
| THULITE 2.8/50 M42X0.75-LD | 2.8      | 50                | M42x0.75 | 2" (32mm)   | standard | 56 x 62              | 345        | M43 x 0.75    | 1101279 | <a href="#">Download</a>    |
| THULITE 2.8/50 M42X0.75-SD | 2.8      | 50                | M42x0.75 | 2" (32mm)   | standard | 56 x 61.8            | 345        | M43 x 0.75    | 1101280 | <a href="#">Download</a>    |
| THULITE 2.8/50 M42X1-LD    | 2.8      | 50                | M42x1    | 2" (32mm)   | standard | 56 x 62              | 345        | M43 x 0.75    | 1101281 | <a href="#">Download</a>    |
| THULITE 2.8/50 M42X1-SD    | 2.8      | 50                | M42x1    | 2" (32mm)   | standard | 56 x 61.8            | 345        | M43 x 0.75    | 1101282 | <a href="#">Download</a>    |
| THULITE 2.8/50 TFL-LD      | 2.8      | 50                | TFL      | 2" (32mm)   | standard | 56 x 64.5            | 358        | M43 x 0.75    | 1101276 | <a href="#">Download</a>    |
| THULITE 2.8/50 TFL-SD      | 2.8      | 50                | TFL      | 2" (32mm)   | standard | 56 x 64.3            | 358        | M43 x 0.75    | 1101277 | <a href="#">Download</a>    |
| THULITE 2.8/75 M42X0.75-LD | 2.8      | 75                | M42x0.75 | 2" (32mm)   | standard | 56 x 85              | 430        | M46 x 0.75    | 1101707 | <a href="#">Download</a>    |
| THULITE 2.8/75 M42X0.75-SD | 2.8      | 75                | M42x0.75 | 2" (32mm)   | standard | 56 x 84.7            | 430        | M46 x 0.75    | 1101708 | <a href="#">Download</a>  |
| THULITE 2.8/75 M42X1-LD    | 2.8      | 75                | M42x1    | 2" (32mm)   | standard | 56 x 85              | 430        | M46 x 0.75    | 1101709 | <a href="#">Download</a>  |
| THULITE 2.8/75 M42X1-SD    | 2.8      | 75                | M42x1    | 2" (32mm)   | standard | 56 x 84.7            | 430        | M46 x 0.75    | 1101710 | <a href="#">Download</a>  |
| THULITE 2.8/75 TFL-LD      | 2.8      | 75                | TFL      | 2" (32mm)   | standard | 56 x 87.5            | 443        | M46 x 0.75    | 1101705 | <a href="#">Download</a>  |
| THULITE 2.8/75 TFL-SD      | 2.8      | 75                | TFL      | 2" (32mm)   | standard | 56 x 87.1            | 443        | M46 x 0.75    | 1101706 | <a href="#">Download</a>  |